

Arkansas Corn and Grain Sorghum Performance Tests

2008



D.G. Dombek • R.D. Bond • I.L. Eldridge • R.M. Pryor

ARKANSAS AGRICULTURAL EXPERIMENT STATION

Division of Agriculture

University of Arkansas System

December 2008

Research Series 564

This publication is available on the Internet at <http://arkansasagnews.uark.edu/1356.htm> and at www.arkansasvarietytesting.org


Technical editing and cover design by Camilla Crone

Arkansas Agricultural Experiment Station, University of Arkansas Division of Agriculture, Fayetteville. Milo J. Shult, Vice President for Agriculture; Milo J. Shult, Vice President for Agriculture. Mark J. Cochran, AAES Director and Associate Vice President for Agriculture–Research. SG800QX7. The University of Arkansas Division of Agriculture follows a nondiscriminatory policy in programs and employment.
ISSN:1941-1650 CODEN:AKAMA6

ARKANSAS CORN AND GRAIN SORGHUM PERFORMANCE TESTS

2008

D.G. Dombek
R.D. Bond
I.L. Eldridge
R.M. Pryor



University of Arkansas Division of Agriculture
Arkansas Agricultural Experiment Station
Fayetteville, Arkansas 72701

ACKNOWLEDGMENTS

This research was funded in part by participating companies.
The assistance of the following individuals in conducting these experiments is gratefully acknowledged:

Department of Plant Pathology, University of Arkansas, Fayetteville

Dr. Rick Cartwright, Professor and Interim Head

Dr. David TeBeest, University Professor

Northeast Research and Extension Center, Keiser

Dr. F.M. Bourland, Center Director

Mr. Mike Duren, Program Technician II

The Lon Mann Cotton Research Station, Marianna

Mr. Claude Kennedy, Resident Director

Mr. Bill Apple, Program Technician I

Southeast Research and Extension Center, Monticello

Dr. Kelly Bryant, Center Director

Mr. Larry Earnest, Superintendent, Rohwer Division

Mr. Randy Cingolani, Program Technician III, Rohwer Division

Rice Research and Extension Center, Stuttgart

Dr. Christopher Deren, Center Director

Mr. Jonathan McCoy, Program Technician I

Southwest Research and Extension Center, Hope

Dr. Vic Ford, Center Director

Mr. J.D. Barham, Program Technician III

Mr. Joe Vestal, Staff Chair, Lafayette County Extension Office

Dr. Terry Kirkpatrick, Professor

CONTENTS

Introduction	4
Materials and Methods	4
Grain Sorghum Performance Measurements	4
Corn Performance Measurements	5
Table 1. Yields of Grain Sorghum Hybrids in Arkansas Performance Tests, 2008	6
Table 2. Performance of Irrigated Grain Sorghum Hybrids, Keiser, Ark., 2008	7
Table 3. Performance of Nonirrigated Grain Sorghum Hybrids, Keiser, Ark. 2008	8
Table 4. Performance of Irrigated Grain Sorghum Hybrids, Rohwer, Ark., 2008	9
Table 5. Performance of Nonirrigated Grain Sorghum Hybrids, Rohwer, Ark. 2008	10
Table 6. Foliar Disease Ratings for Grain Sorghum Hybrids at Keiser, Ark., 2008.....	11
Table 7. Foliar Disease Ratings for Grain Sorghum Irrigated Hybrids at Rohwer, Ark., 2008.....	12
Table 8. Foliar Disease Ratings for Grain Sorghum Nonirrigated Hybrids at Rohwer, Ark., 2008	13
Table 9. Yields of Corn Hybrids in Arkansas Performance Tests, 2008.....	14
Table 10. Performance of Irrigated Corn Hybrids, Keiser, Ark., 2008.....	17
Table 11. Performance of Irrigated Corn Hybrids, Marianna, Ark., 2008.....	20
Table 12. Performance of Irrigated Corn Hybrids, Stuttgart, Ark., 2008	23
Table 13. Performance of Irrigated Corn Hybrids, Rohwer, Ark., 2008	26
Participants and Entries 2008 Grain Sorghum Tests.....	29
Participants and Entries 2008 Corn Tests.....	30
Grain Sorghum Location Map	32
Corn Location Map.....	(inside back cover)

ARKANSAS CORN AND GRAIN SORGHUM PERFORMANCE TESTS¹ 2008

D.G. Dombek,² R.D. Bond,³ I.L. Eldridge,⁴ and R.M. Pryor⁵

INTRODUCTION

Corn and grain sorghum performance tests are conducted each year in Arkansas by the University of Arkansas Division of Agriculture. The tests provide information to companies marketing seed within the state and aid the Arkansas Cooperative Extension Service in formulating recommendations for producers.

The 2008 corn performance tests contained 96 entries and were conducted at the Northeast Research and Extension Center (NEREC) at Keiser, the Lon Mann Cotton Research Station (LMCRS) near Marianna, the Bell Farming Company near Des Arc, the Southeast Research and Extension Center - Rohwer Division (SEREC-RD) near Rohwer, the Rice Research and Extension Center (RREC) near Stuttgart, and the Gary Burton Farm, LaFayette County, Arkansas. The 2008 grain sorghum performance tests contained 30 entries and were conducted at the NEREC, the LMCRS, the SEREC-RD, and the RREC. Test location maps for grain sorghum and corn can be found inside the back cover.

MATERIALS AND METHODS

Corn hybrids were divided into two maturity groups. Based on information provided by the originating companies, entries were placed into a 116 or fewer days-to-maturity group (Early- to Mid-Season) or 117+ group (Mid- to Full-Season).

Within each test, entries were arranged as a randomized complete block design with four replications. Plots were two rows wide and 20-25 feet long depending on location. Seeding rates for each corn and grain sorghum hybrid were based on the recommendations of the originating company.

All plots were harvested with a plot combine. Specific location and management practice information accompany each table.

GRAIN SORGHUM PERFORMANCE MEASUREMENTS

Yield: Yields were calculated from the weight of threshed grain from each plot and are expressed as pounds per acre (lbs./A) at 14% moisture.

Grain Moisture: Expressed as a percent moisture of grain at harvest.

Plant Height: Average height in inches from the soil surface to the top of the grain head.

Head Exertion: Average distance in inches from the flag leaf to base of panicle.

Head Compactness Scale:

1 = Head short and oval. Rachis branches intermediate in length.

2 = Head long and slender. Rachis branches strong and short.

3 = Head elongated and oval. Rachis branches beginning to weaken and intermediate in length.

4 = Head elongated and rectangular in shape. Rachis branches intermediate in strength and length.

5 = Head open and elongated. Rachis branches weak.

Bird Damage: A visual estimate of total percent grain loss from each plot.

¹Use of products and trade names in this report does not constitute a guarantee or warranty of the products named and does not signify that those products are approved to the exclusion of comparable products.

²Program Director, Arkansas Agricultural Experiment Station, University of Arkansas, Fayetteville, Ark. 72701.

³Program Technician, Department of Crop, Soil & Environmental Sciences, University of Arkansas, Fayetteville, Ark. 72701.

⁴Program Associate, Department of Crop, Soil & Environmental Sciences, University of Arkansas, Fayetteville, Ark. 72701.

⁵Program Assistant, Department of Crop, Soil & Environmental Sciences, University of Arkansas, Fayetteville, Ark. 72701.

CORN PERFORMANCE MEASUREMENTS

Yield: Yields were calculated from the weight of shelled corn harvested from each plot and are expressed as bushels per acre (bu./A) at 15.5% moisture.

Grain Moisture: Expressed as a percent moisture of shelled grain at harvest.

Root Lodging: Average number of plants leaning more than 40 degrees from vertical at harvest.

Stalk Lodging: Average number of plants broken below an ear at harvest.

Plants/Acre: The plant population count, expressed in the number of plants per acre.

Ear Height: The average distance in inches from the soil surface to the point of attachment of upper ear.

Test Weight: Test weights, expressed in pounds per bushel (lbs./bu), were determined using subsamples from plots.

Tip Cover: Tip cover was rated as good (1), average (2), or poor (3). A rating of good was given when the husks reached well beyond the end of the ear and fitted tightly. A rating of average was given when the husks reached the tip of the ear or fitted loosely. A rating of poor was given when the ears were open to the weather.

Table 1. Yields (bu./A) of Grain Sorghum Hybrids in Arkansas Performance Tests, 2008 ^{1,2,3}.

Hybrid Name	Keiser ⁴	Keiser ⁴	Rohwer	Rohwer	Average
	Irrigated	Nonirrigated	Irrigated	Nonirrigated	
bu./A.....				
ASGROW A571	139.6	112.0	161.4	151.5	141.1
DEKALB DKS44-20	151.2	105.0	163.7	158.6	144.6
DEKALB DKS53-67	133.5	117.0	173.5	167.1	147.8
DEKALB DKS54-00	147.5	105.2	163.8	153.7	142.6
DEKALB DKS54-03	141.6	113.7	155.3	152.2	140.7
Dyna-Gro 751B	134.9	94.5	139.8	126.5	123.9
Dyna-Gro 772B	135.4	109.9	144.7	145.9	134.0
Dyna-Gro 778B	145.9	96.3	84.4	96.3	105.7
Dyna-Gro 780B	129.4	99.7	139.3	100.7	117.3
Dyna-Gro GX07163	135.4	101.9	147.9	136.2	130.4
Dyna-Gro GX07467	139.9	105.4	145.6	131.6	130.6
Dyna-Gro GX07664	127.1	93.4	145.0	141.1	126.6
Dyna-Gro GX08170	117.1	110.7	148.8	148.2	131.2
FFR X93-50	137.1	105.0	153.3	146.7	135.5
FFR X93-55	117.5	107.7	141.0	128.2	123.6
FFR X93-57	137.4	88.4	151.4	134.3	127.9
Golden Acres 3552	128.5	97.3	132.7	134.1	123.2
Golden Acres 3694	134.6	101.1	144.4	143.3	130.9
NC+ 6B50	140.0	113.1	146.8	141.1	135.3
NC+ 7B51	141.8	112.0	150.4	146.8	137.8
Pioneer 82G10	150.7	121.4	152.3	145.8	142.6
Pioneer 83G66	148.4	103.9	154.0	137.1	135.9
Pioneer 84G62	152.3	119.2	165.8	161.1	149.6
Terral TV1050	150.3	107.5	160.1	141.4	139.8
Terral TV93S72	125.8	96.9	133.6	140.8	124.3
Terral TV9421	142.4	106.5	140.0	137.1	131.5
Terral TV94S91	132.7	100.5	133.8	134.4	125.4
Terral TV96H81	128.1	97.3	148.7	137.5	127.9
Terral TV96H91	138.1	101.7	158.7	142.5	135.3
Triumph TR82-G	130.6	103.3	144.2	114.8	123.2
Grand mean	137.1	104.9	147.5	139.2	132.2
LSD (5%)	11.6	15.9	13.6	11.8	•
C.V. (%)	6.0	10.8	6.5	6.0	•

¹ Keiser Irr. = Northeast Research and Extension Center
 Keiser Nonirr. = Northeast Research and Extension Center
 Rohwer Irr. = Southeast Research and Extension Center - Rohwer Division
 Rohwer Nonirr. = Southeast Research and Extension Center - Rohwer Division

² A test was also planted at the Rice Research and Extension near Stuttgart.
 A May 10 tornado passed within approximately 300 yards of the test causing
 extensive damage to plants and the test was subsequently abandoned.

³ A test was also planted at the Lon Mann Cotton Research station near Marianna.
 Harvest was begun on August 28 but a breakdown immediately followed by repeated rainfall
 delayed the completion of harvest until September 8. The plots harvested on September 8 yielded
 less than those on August 28 and the test results were discarded.

⁴ Planting was delayed due to prolonged wet weather.

Table 2. Performance of Irrigated Grain Sorghum Hybrids, Keiser, AR, 2008^{1,2}.

Brand/Hybrid	Yield Bu/A	2-Year Avg. Bu/A	3-Year Avg. Bu/A	Grain Moisture %	Plant Height Inches	Head Exertion Inches	Head ³ Comp. Rating	Bird ⁴ Damage %
Pioneer 84G62	152.3	176.0	164.2	11.3	52	5	3	13.8
DEKALB DKS44-20	151.2	•	•	11.1	57	12	3	10.0
Pioneer 82G10	150.7	•	•	11.1	54	6	2	18.8
Terral TV1050	150.3	170.0	155.5	10.6	52	6	2	17.5
Pioneer 83G66	148.4	•	•	13.3	54	3	3	13.8
DEKALB DKS54-00	147.5	168.2	158.5	12.7	61	11	3	12.5
Dyna-Gro 778B	145.9	167.2	•	12.5	61	5	1	6.3
Terral TV9421	142.4	153.5	145.0	10.3	54	8	3	23.8
NC+ 7B51	141.8	•	•	11.6	55	9	4	26.3
DEKALB DKS54-03	141.6	•	•	10.9	54	5	4	25.0
NC+ 6B50	140.0	•	•	13.0	59	9	4	22.5
Dyna-Gro GX07467	139.9	165.6	•	10.4	60	7	3	22.5
ASGROW A571	139.6	164.1	160.7	10.8	54	12	2	13.8
Terral TV96H91	138.1	158.9	155.8	11.7	52	6	3	11.3
FFR X93-57	137.4	•	•	11.0	59	7	3	27.5
FFR X93-50	137.1	•	•	10.6	51	9	3	18.8
Dyna-Gro 772B	135.4	157.7	•	11.2	53	12	3	25.0
Dyna-Gro GX07163	135.4	152.3	•	10.3	50	6	3	18.8
Dyna-Gro 751B	134.9	157.8	152.3	11.9	53	5	1	17.5
Golden Acres 3694	134.6	•	•	10.5	54	7	2	20.0
DEKALB DKS53-67	133.5	161.5	•	12.6	55	6	2	17.5
Terral TV94S91	132.7	•	•	11.5	51	6	3	12.5
Triumph TR82-G	130.6	162.6	•	11.4	54	6	1	13.8
Dyna-Gro 780B	129.4	156.7	152.8	11.7	54	5	1	17.5
Golden Acres 3552	128.5	•	•	11.7	52	4	2	16.3
Terral TV96H81	128.1	149.5	147.4	11.0	53	6	2	21.3
Dyna-Gro GX07664	127.1	•	•	10.7	45	5	4	13.8
Terral TV93S72	125.8	137.3	132.1	11.3	53	10	2	16.3
FFR X93-55	117.5	•	•	13.9	61	6	2	22.5
Dyna-Gro GX08170	117.1	•	•	11.4	60	11	1	31.3
GRAND MEAN	137.1	•	•	11.5	55	7	3	18.3
LSD (5%)	11.6	•	•	1.5	•	•	•	8.7
C. V. (%)	6.0	•	•	9.5	•	•	•	34.0

¹Planting was delayed due to prolonged wet weather.

²Table 6 contains foliar disease ratings for this test.

³See scale on page 4.

⁴Average for all four replications.

Soil Series Sharkey clay
 Previous Crop Soybean
 Row Width 38"
 Herbicide Application(s) Dual II Magnum + Atrazine 4L + Roundup, 5/23; Buctril 2EC + Atrazine 4L, 7/2
 Preplant Fertilizer 50-50-50, 5/20
 Planting Date 5/20
 Irrigation Dates 6/13, 6/27, 7/11, 7/23, 8/1
 Sidedress Fertilizer 100-0-0, 6/23
 Insecticide Application(s) Mustang Max, 8/5
 Harvest Date 10/6

		Precipitation (inches)						
		April	May	June	July	August	September	Total
2008		8.0	5.6	0.7	1.8	4.1	5.2	25.4
Average		4.9	5.2	4.0	3.7	2.8	3.9	24.5
Departure		3.1	0.4	-3.3	-1.9	1.3	1.3	0.9

Table 3. Performance of Nonirrigated Grain Sorghum Hybrids, Keiser, AR, 2008^{1,2}.

Brand/Hybrid	Yield Bu/A	2-Year Avg. Bu/A	3-Year Avg. Bu/A	Grain Moisture %	Plant Height Inches	Head Exertion Inches	Head ³ Comp. Rating	Bird ⁴ Damage %
Pioneer 82G10	121.4			13.7	45	10	2	16.3
Pioneer 84G62	119.2	116.5	120.4	13.8	45	8	3	23.8
DEKALB DKS53-67	117.0	115.8	•	13.3	44	4	3	12.5
DEKALB DKS54-03	113.7	•	•	14.4	46	5	4	15.0
NC+ 6B50	113.1	•	•	15.2	46	6	3	21.3
ASGROW A571	112.0	122.5	120.9	14.7	47	6	2	20.0
NC+ 7B51	112.0	•	•	14.2	47	5	4	28.8
Dyna-Gro GX08170	110.7	•	•	13.5	50	7	1	20.0
Dyna-Gro 772B	109.9	104.0	•	14.9	46	8	4	25.0
FFR X93-55	107.7	•	•	14.5	49	7	2	20.0
Terral TV1050	107.5	107.3	107.3	18.7	47	7	2	25.0
Terral TV9421	106.5	100.0	100.5	12.1	46	7	2	25.0
Dyna-Gro GX07467	105.4	106.6	•	12.9	49	8	3	37.5
DEKALB DKS54-00	105.2	116.3	116.0	16.7	47	5	3	8.8
DEKALB DKS44-20	105.0	•	•	15.0	47	7	2	22.5
FFR X93-50	105.0	•	•	12.3	47	6	2	23.8
Pioneer 83G66	103.9	•	•	15.7	47	8	2	11.3
Triumph TR82-G	103.3	115.6	•	14.2	50	3	1	8.8
Dyna-Gro GX07163	101.9	97.3	•	13.7	44	2	3	35.0
Terral TV96H91	101.7	109.4	115.1	13.5	50	7	2	28.8
Golden Acres 3694	101.1	•	•	13.5	46	4	3	27.5
Terral TV94S91	100.5	•	•	13.2	40	6	2	17.5
Dyna-Gro 780B	99.7	108.9	107.8	12.9	43	3	1	12.5
Terral TV96H81	97.3	101.3	108.6	12.4	47	5	1	21.3
Golden Acres 3552	97.3	•	•	16.6	43	4	2	16.3
Terral TV93S72	96.9	87.5	92.7	14.4	43	7	3	36.3
Dyna-Gro 778B	96.3	106.8	•	16.5	46	6	3	6.3
Dyna-Gro 751B	94.5	105.8	107.7	17.8	44	5	1	15.0
Dyna-Gro GX07664	93.4	•	•	12.9	43	4	4	31.3
FFR X93-57	88.4	•	•	14.7	46	7	3	27.5
GRAND MEAN	104.9	•	•	14.4	46	6	2	21.3
LSD (5%)	15.9	•	•	4.8	•	•	•	15.2
C. V. (%)	10.8	•	•	23.7	•	•	•	50.6

¹Planting was delayed due to prolonged wet weather.

²Table 6 contains foliar disease ratings for this test.

³See scale on page 4.

⁴Average for all four replications.

Soil Series	Sharkey clay
Previous Crop	Soybean
Row Width	38"
Herbicide Application(s)	Dual II Magnum + Atrazine 4L + Roundup, 5/23; Buctril 2EC + Atrazine 4L, 7/2
Preplant Fertilizer	50-50-50, 5/20
Planting Date	5/20
Sidedress Fertilizer	100-0-0, 6/23
Insecticide Application(s)	Mustang Max, 8/5
Harvest Date	10/6

	Precipitation (inches)						
	April	May	June	July	August	September	Total
2008	8.0	5.6	0.7	1.8	4.1	5.2	25.4
Average	4.9	5.2	4.0	3.7	2.8	3.9	24.5
Departure	3.1	0.4	-3.3	-1.9	1.3	1.3	0.9

Table 4. Performance of Irrigated Grain Sorghum Hybrids, Rohwer, AR, 2008¹.

Brand/Hybrid	Yield Bu/A	2-Year Avg. Bu/A	3-Year Avg. Bu/A	Grain Moisture %	Plant Height Inches	Head Exertion Inches
DEKALB DKS53-67	173.5	154.8	•	13.4	57	4
Pioneer 84G62	165.8	143.2	147.6	12.6	57	3
DEKALB DKS54-00	163.8	150.6	146.0	12.7	61	5
DEKALB DKS44-20	163.7	•	•	13.1	56	5
ASGROW A571	161.4	141.9	145.1	12.4	59	7
Terral TV1050	160.1	139.0	136.7	11.9	60	4
Terral TV96H91	158.7	140.2	147.7	13.0	57	6
DEKALB DKS54-03	155.3	•	•	12.0	56	4
Pioneer 83G66	154.0	•	•	12.7	57	2
FFR X93-50	153.3	•	•	12.0	59	6
Pioneer 82G10	152.3	•	•	12.8	59	2
FFR X93-57	151.4	•	•	12.7	66	6
NC+ 7B51	150.4	•	•	12.4	59	5
Dyna-Gro GX08170	148.8	•	•	13.8	53	3
Terral TV96H81	148.7	129.5	128.9	12.6	56	4
Dyna-Gro GX07163	147.9	130.4	•	12.0	56	4
NC+ 6B50	146.8	•	•	12.3	55	4
Dyna-Gro GX07467	145.6	133.8	•	12.1	65	6
Dyna-Gro GX07664	145.0	•	•	12.2	50	4
Dyna-Gro 772B	144.7	133.1	•	12.5	61	6
Golden Acres 3694	144.4	•	•	11.8	56	4
Triumph TR82-G	144.2	125.0	•	12.9	58	3
FFR X93-55	141.0	•	•	12.6	60	5
Terral TV9421	140.0	125.1	132.5	11.7	55	4
Dyna-Gro 751B	139.8	120.0	120.2	12.6	55	3
Dyna-Gro 780B	139.3	123.0	124.0	13.2	54	2
Terral TV94S91	133.8	•	•	12.4	58	6
Terral TV93S72	133.6	120.8	122.5	12.8	53	6
Golden Acres 3552	132.7	•	•	12.4	56	5
Dyna-Gro 778B	84.4	110.1	•	14.6	60	3
Grand Mean	147.5	•	•	12.6	57	4
LSD (5%)	13.6	•	•	0.4	•	•
C. V. (%)	6.5	•	•	2.5	•	•

¹Table 7 contains foliar disease ratings for this test.

Soil Series Hebert silt loam
 Previous Crop Soybean
 Row Width 38"
 Herbicide Application(s) Dual + Atrazine 4L, 4/25; Atrazine, 5/12
 Preplant Fertilizer 27-69-90, 3/28
 Planting Date 4/21
 Irrigation Dates 6/6, 6/19, 7/7, 7/18
 Sidedress Fertilizer 44-0-0 + sulfur, 5/1; 92-0-0, 6/4
 Insecticide Application(s) Karate Z, 7/14, 7/17, 7/25
 Harvest Date 8/28

		Precipitation (inches)					
		April	May	June	July	August	September
2008	Average	7.8	4.2	3.5	1.6	9.2	9.2
	Departure	5.0	4.7	3.5	3.9	2.7	3.1
		2.8	-0.5	0.0	-2.3	6.5	6.1

Table 5. Performance of Nonirrigated Grain Sorghum Hybrids, Rohwer, AR, 2008¹.

Brand/Hybrid	Yield Bu/A	2-Year Avg. Bu/A	3-Year Avg. Bu/A	Grain Moisture %	Plant Height Inches	Head Exertion Inches
DEKALB DKS53-67	167.1	136.8	•	14.1	54	4
Pioneer 84G62	161.1	145.5	141.7	12.9	53	2
DEKALB DKS44-20	158.6	•	•	13.7	55	5
DEKALB DKS54-00	153.7	145.2	133.8	13.4	58	7
DEKALB DKS54-03	152.2	•	•	12.4	56	6
ASGROW A571	151.5	139.7	135.9	12.7	58	6
Dyna-Gro GX08170	148.2	•	•	14.6	61	8
NC+ 7B51	146.8	•	•	12.8	60	7
FFR X93-50	146.7	•	•	12.5	58	4
Dyna-Gro 772B	145.9	129.2	•	12.7	58	6
Pioneer 82G10	145.8	•	•	13.4	59	2
Golden Acres 3694	143.3	•	•	12.2	56	4
Terral TV96H91	142.5	132.4	132.8	13.5	58	5
Terral TV1050	141.4	131.4	128.7	12.2	59	4
Dyna-Gro GX07664	141.1	•	•	12.7	46	3
NC+ 6B50	141.1	•	•	12.3	56	6
Terral TV93S72	140.8	125.3	126.1	13.6	53	6
Terral TV96H81	137.5	128.8	126.4	13.0	56	3
Pioneer 83G66	137.1	•	•	13.0	58	3
Terral TV9421	137.1	127.5	129.0	12.0	57	7
Dyna-Gro GX07163	136.2	130.9	•	12.6	57	3
Terral TV94S91	134.4	•	•	12.8	55	4
FFR X93-57	134.3	•	•	12.5	63	4
Golden Acres 3552	134.1	•	•	13.0	54	4
Dyna-Gro GX07467	131.6	127.4	•	12.9	61	4
FFR X93-55	128.2	•	•	13.3	60	5
Dyna-Gro 751B	126.5	117.0	116.7	13.0	57	3
Triumph TR82-G	114.8	114.0	•	13.3	57	2
Dyna-Gro 780B	100.7	109.3	110.6	13.1	59	2
Dyna-Gro 778B	96.3	114.0	•	15.4	62	2
GRAND MEAN	139.2	•	•	13.0	57	4
LSD (5%)	11.8	•	•	.5	•	•
C. V. (%)	6.0	•	•	2.8	•	•

¹Table 8 contains foliar disease ratings for this test.

Soil Series Hebert silt loam
 Previous Crop Soybean
 Row Width 38"
 Herbicide Application(s) Dual + Atrazine 4L, 4/25; Atrazine, 5/12
 Preplant Fertilizer 27-69-90, 3/28
 Planting Date 4/21
 Sidedress Fertilizer 44-0-0 + sulfur, 5/1; 92-0-0, 6/4
 Insecticide Application(s) Karate Z, 7/14, 7/17, 7/25
 Harvest Date 8/28

	Precipitation (inches)					
	April	May	June	July	August	September
2008	7.8	4.2	3.5	1.6	9.2	9.2
Average	5.0	4.7	3.5	3.9	2.7	3.1
Departure	2.8	-0.5	0.0	-2.3	6.5	6.1

Table 6. Foliar Disease Ratings for Grain Sorghum Hybrids at Keiser, AR, 2008^{1,2}.

Variety	Irrigated Bacterial Leaf Streak	Nonirrigated Bacterial Leaf Streak	Irrigated Anthracnose	Nonirrigated Anthracnose
ASGROW A571	0.0	2.5	6.3	5.0
DEKALB DKS44-20	0.0	2.5	5.0	5.0
DEKALB DKS53-67	2.5	0.0	5.0	2.5
DEKALB DKS54-00	0.0	3.8	1.3	0.0
DEKALB DKS54-03	1.5	0.0	5.0	1.3
Dyna-Gro 751B	7.5	12.5	13.8	7.5
Dyna-Gro 772B	0.0	0.0	3.8	2.5
Dyna-Gro 778B	4.0	7.5	3.8	0.0
Dyna-Gro 780B	7.5	11.3	6.3	6.3
Dyna-Gro GX07163	1.5	1.3	10.0	3.8
Dyna-Gro GX07467	0.0	5.0	7.5	3.8
Dyna-Gro GX07664	2.5	3.8	5.0	3.8
Dyna-Gro GX08170	0.0	0.0	5.0	6.3
FFR X93-50	2.5	2.5	6.3	3.8
FFR X93-55	0.0	0.0	5.0	3.8
FFR X93-57	2.5	3.8	7.5	3.8
Golden Acres 3552	0.0	0.0	5.0	2.5
Golden Acres 3694	1.5	3.8	7.5	6.3
NC+6B50	0.0	0.0	5.0	2.5
NC+7B51	1.5	0.0	5.0	1.3
Pioneer 82G10	1.5	3.8	3.8	3.8
Pioneer 83G66	5.0	5.0	3.8	3.8
Pioneer 84G62	0.0	0.0	5.0	6.3
Terral TV 93572	1.5	3.8	6.3	5.0
Terral TV 9421	1.5	2.5	11.3	10.0
Terral TV 94S91	0.0	0.0	6.3	6.3
Terral TV 96H91	1.5	1.3	5.0	3.8
Terral TV1050	6.5	11.3	6.3	6.3
Terral TV96HB1	1.5	1.3	12.5	6.3
Triumph TR82-G	14.0	11.3	10.0	3.8

¹Percent Plot damage based on an average of four replications per location.

²Rated by Rick Cartwright, Devany Crippen, Julie Robinson, Charles Parson, and Jan Yingling.

Table 7. Foliar Disease Ratings for Irrigated Grain Sorghum Hybrids at Rowher, AR, 2008^{1,2}.

Variety	Target Leaf Spot	Zonate Leaf Spot	Anthrachnose	Unknown Leaf Blight ³
ASGROW A571	5.0	6.3	3.8	3.8
DEKALB DKS44-20	3.8	3.8	3.8	7.5
DEKALB DKS53-67	3.8	5.0	3.8	5.0
DEKALB DKS54-00	5.0	3.8	1.3	7.5
DEKALB DKS54-03	5.0	6.3	5.0	3.8
Dyna-Gro 751B	2.5	5.0	6.3	8.8
Dyna-Gro 772B	3.8	5.0	5.0	5.0
Dyna-Gro 778B	3.8	1.3	1.3	25.0
Dyna-Gro 780B	1.3	5.0	5.0	22.5
Dyna-Gro GX07163	5.0	6.3	6.3	3.8
Dyna-Gro GX07467	5.0	5.0	7.5	5.0
Dyna-Gro GX07664	2.5	11.3	1.3	5.0
Dyna-Gro GX08170	5.0	2.5	7.5	6.3
FFR X93-50	3.8	6.3	5.0	5.0
FFR X93-55	2.5	3.8	2.5	5.0
FFR X93-57	3.8	5.0	6.3	5.0
Golden Acres 3552	3.8	7.5	3.8	3.8
Golden Acres 3694	3.8	6.3	6.3	5.0
NC+6B50	3.8	3.8	2.5	5.0
NC+7B51	3.8	2.5	3.8	5.0
Pioneer 82G10	3.8	3.8	0.0	5.0
Pioneer 83G66	1.3	10.0	5.0	5.0
Pioneer 84G62	5.0	11.3	5.0	2.5
Terral TV 93572	3.8	6.3	3.8	5.0
Terral TV 9421	2.5	7.5	10.0	2.5
Terral TV 94S91	3.8	8.8	5.0	3.8
Terral TV 96H91	1.3	8.8	2.5	5.0
Terral TV1050	1.3	8.8	8.8	8.8
Terral TV96HB1	5.0	5.0	6.3	3.8
Triumph TR82-G	3.8	3.8	6.3	12.5

¹Percent Plot damage based on an average of four replications per location.²Rated by Rick Cartwright, Devany Crippen, Julie Robinson, Charles Parson, and Jan Yingling.³Cartwright believes the unknown leaf blighting is related to moisture stress - possibly compounded by stalk rotting fungi.

Table 8. Foliar Disease Ratings for Nonirrigated Grain Sorghum Hybrids at Rowher, AR, 2008^{1,2}.

Variety	Target Leaf Spot	Zonate Leaf Spot	Anthraco nose	Unknown Leaf Blight ³
ASGROW A571	1.3	7.5	5.0	3.8
DEKALB DKS44-20	0.0	3.8	3.8	11.3
DEKALB DKS53-67	0.0	5.0	5.0	5.0
DEKALB DKS54-00	0.0	2.5	0.0	10.0
DEKALB DKS54-03	0.0	6.3	2.5	6.3
Dyna-Gro 751B	1.3	2.5	10.0	45.0
Dyna-Gro 772B	1.3	5.0	1.3	2.5
Dyna-Gro 778B	1.3	1.3	1.3	45.0
Dyna-Gro 780B	0.0	1.3	6.3	40.0
Dyna-Gro GX07163	0.0	6.3	5.0	5.0
Dyna-Gro GX07467	0.0	3.8	6.3	7.5
Dyna-Gro GX07664	0.0	7.5	2.5	11.3
Dyna-Gro GX08170	0.0	5.0	10.0	6.3
FFR X93-50	1.3	6.3	5.0	3.8
FFR X93-55	1.3	2.5	5.0	20.0
FFR X93-57	0.0	3.8	5.0	6.3
Golden Acres 3552	0.0	6.3	1.3	6.3
Golden Acres 3694	0.0	6.3	3.8	7.5
NC+6B50	0.0	3.8	3.8	5.0
NC+7B51	1.3	5.0	1.3	3.8
Pioneer 82G10	0.0	8.8	5.0	5.0
Pioneer 83G66	0.0	11.3	5.0	6.3
Pioneer 84G62	1.3	6.3	7.5	8.8
Terral TV 93572	0.0	5.0	5.0	10.0
Terral TV 9421	1.3	10.0	8.8	6.3
Terral TV 94S91	1.3	8.8	5.0	5.0
Terral TV 96H91	1.3	8.8	2.5	3.8
Terral TV1050	1.3	5.0	7.5	30.0
Terral TV96HB1	1.3	5.0	5.0	5.0
Triumph TR82-G	0.0	2.5	5.0	35.0

¹Percent Plot damage based on an average of four replications per location.

²Rated by Rick Cartwright, Devany Crippen, Julie Robinson, Charles Parson, and Jan Yingling.

³Cartwright believes the unknown leaf blighting is related to moisture stress - possibly compounded by stalk rotting fungi.

Table 9. Yields (bu./A) of Corn Hybrids in Arkansas Performance Tests, 2008^{1,2}.

Brand/Hybrid	Keiser ³ Irrigated	Marianna Irrigated	Stuttgart ⁴ Irrigated	Rohwer Irrigated	Average
.....bu./A.....					
<u>Early- to Mid-Season Hybrids</u>					
A6479VT3	211.9	234.4	196.9	206.7	212.5
A6489VT3	201.8	238.8	204.7	238.6	221.0
A6633VT3	218.5	253.5	202.0	199.9	218.5
Belle 1147RY	182.8	244.1	170.8	193.0	197.7
Belle 1533Y	183.2	256.4	166.5	214.2	205.1
Belle 1545RY	209.3	254.2	165.7	203.6	208.2
Belle 1626R	184.3	243.4	142.8	194.5	191.3
Belle 1646RY	197.6	258.0	148.2	207.2	202.8
Croplan 6631	200.4	256.2	184.8	212.9	213.6
Croplan 6818	198.1	265.9	208.0	206.3	219.6
Croplan 6831	189.7	236.0	167.5	225.0	204.6
Croplan 6986	204.6	229.8	206.1	217.0	214.4
Croplan 7505	208.7	232.9	188.7	175.6	201.5
DEKALB DKC61-69(VT3)	209.9	237.9	201.1	236.3	221.3
DEKALB DKC62-99(YGCB/RR2)	204.2	224.7	167.1	208.9	201.2
DEKALB DKC63-42(VT3)	182.2	195.2	168.8	192.5	184.7
DEKALB DKC64-79(VT3)	207.5	259.8	191.9	237.1	224.1
DEKALB DKC66-23(YGCB/RR2)	214.0	255.9	202.6	207.2	219.9
DEKALB RX715VT3	209.4	225.7	204.4	211.3	212.7
Dyna-Gro 57F87	180.3	251.9	189.5	210.6	208.1
Dyna-Gro 57K33	161.6	255.9	177.8	201.9	199.3
Dyna-Gro 57K58	185.8	258.9	165.8	224.7	208.8
Dyna-Gro 57P12	220.6	246.0	168.9	196.3	208.0
Dyna-Gro 57P69	210.1	248.2	166.4	195.9	205.2
Dyna-Gro 57V05	193.2	270.2	177.5	212.7	213.4
Dyna-Gro 57V21	218.9	253.1	214.4	241.1	231.9
Dyna-Gro 57V44	222.7	234.3	188.7	222.8	217.1
Dyna-Gro 58P59	157.4	257.5	188.2	220.6	205.9
Dyna-Gro 58V24	196.5	258.4	171.1	225.6	212.9
Fielder's Choice NG 6793	195.0	227.1	185.6	206.2	203.5
Fielder's Choice NG 6811	157.6	190.6	156.4	167.8	168.1
Fielder's Choice NG 6820	187.8	220.1	180.2	164.8	188.2
Fielder's Choice NG 6834	198.8	234.0	204.6	226.3	215.9
Garst 82R45-GT	201.7	243.0	156.0	168.8	192.4
Golden Arces 2821RLH	201.3	255.9	184.1	211.8	213.3
Golden Arces 2831RRB	179.7	265.6	211.6	224.5	220.4
MorCorn MC4474	186.4	242.7	169.9	199.8	199.7
MorCorn MC4483	194.7	255.2	158.1	209.6	204.4
MorCorn MC4507	236.6	244.0	198.3	209.2	222.0
MorCorn MC4603	236.2	245.2	212.5	160.9	213.7
Mycogen Seeds 2H790	189.4	219.9	181.5	224.8	203.9
Mycogen Seeds 2K718	209.3	232.1	160.2	169.7	192.8
Mycogen Seeds 2T826	136.1	258.1	184.9	225.3	201.1

Table 9. Yields (bu./A) of Corn Hybrids in Arkansas Performance Tests, 2008^{1,2}, continued.

Brand/Hybrid	Keiser ³ Irrigated	Marianna Irrigated	Stuttgart ⁴ Irrigated	Rohwer Irrigated	Average
.....bu./A.....					
<u>Early- to Mid-Season Hybrids, continued</u>					
NC+ 4252VT3	175.0	228.1	193.2	199.5	199.0
NC+ 5393VT3	204.3	250.2	178.3	218.9	212.9
NC+ 5453VT3	203.8	220.4	201.8	177.5	200.9
NC+ 6361RB	155.8	261.5	168.8	204.8	197.7
NK N68B-GT	178.9	228.2	150.7	169.5	181.8
NK N78N-GT/CB/LL	189.3	265.4	153.9	189.4	199.5
NK NX7976CB/LL	208.6	257.9	160.5	206.8	208.5
Pioneer 33M57(HX1/LL/RR2)	171.1	260.4	208.8	216.7	214.3
Pioneer 33N58(HX1/LL/RR2)	214.8	251.8	194.2	191.5	213.1
Pioneer 33R81(YGCB/RR2)	235.3	270.7	191.8	209.4	226.8
Pioneer 34F96(HX1/LL/RR2)	184.1	207.9	179.6	179.0	187.7
Stine 9803VT3	140.6	238.7	182.6	179.7	185.4
Stine 9806VT3	180.8	230.1	183.5	196.7	197.8
Terral TV24R83	219.7	269.0	204.9	222.8	229.1
Terral TV25BR23	192.0	246.9	183.1	215.0	209.3
Terral TV25BR71	172.2	238.6	175.8	193.2	195.0
Terral TV25R31	181.4	231.6	197.1	217.0	206.8
Terral TV26BR41	172.2	260.3	167.0	221.3	205.2
Terral TV26BR61	205.5	238.7	177.9	224.2	211.6
Terral TV26TR41	198.6	260.5	194.9	215.2	217.3
Terral TVX22TR86	200.6	245.0	177.1	221.7	211.1
Triumph 1608VT3	176.8	240.1	191.0	214.9	205.7
USG 80B00	194.3	243.6	187.3	204.7	207.5
USG 82C00	178.8	245.9	165.0	222.2	203.0
GRAND MEAN	194.2	244.2	182.2	206.3	206.7
LSD (5%)	37.8	19.3	23.2	35.6	•
C.V. (%)	13.9	5.7	9.1	10.7	•
<u>Mid- to Full-Season Hybrids</u>					
Belle 1722R	188.5	205.7	169.7	206.0	192.5
Belle 1844RY	222.5	219.0	174.2	205.9	205.4
BH 8895VT3	193.8	253.5	152.2	194.7	198.6
BH 8914VT3	179.2	217.9	163.2	165.3	181.4
BH 9078RR/PL	233.1	213.2	164.9	180.6	198.0
BH XP 7005RR/HX	130.7	228.9	150.4	183.6	173.4
Croplan 8950	205.5	258.5	177.9	185.8	206.9
DEKALB DKC67-23	210.7	248.3	190.2	213.5	215.7
DEKALB DKC67-87	211.7	260.8	188.1	194.7	213.8
DEKALB DKC69-40	193.4	227.3	168.3	190.4	194.9
DEKALB DKC69-71	234.8	266.2	189.8	221.0	228.0
Dyna-Gro 58K40	179.8	242.2	177.5	212.6	203.0

Table 9. Yields (bu./A) of Corn Hybrids in Arkansas Performance Tests, 2008^{1,2}, continued.

Brand/Hybrid	Keiser ³ Irrigated	Marianna Irrigated	Stuttgart ⁴ Irrigated	Rohwer Irrigated	Average
.....bu./A.....					
<u>Mid- to Full-Season Hybrids, continued</u>					
Dyna-Gro 58P27	176.5	242.2	171.7	157.4	187.0
Dyna-Gro 58P45	187.3	231.4	180.5	200.1	199.8
Dyna-Gro 58P60	211.0	250.0	176.7	227.7	216.4
Golden Arces 27Z07	157.4	256.2	153.0	195.2	190.5
Golden Arces 2841RRB	177.0	258.5	137.1	211.5	196.0
Golden Arces 2989RRB	244.0	239.1	175.7	215.7	218.6
MorCorn MC4803	212.8	237.2	192.3	190.8	208.3
NG 6891	188.9	259.7	141.3	220.4	202.6
Pioneer 31D61	202.6	266.4	208.9	228.4	226.6
Pioneer 31P40	206.8	249.8	203.2	196.9	214.2
Pioneer 31P42	206.8	265.2	201.0	233.0	226.5
Pioneer 32B29	220.2	268.5	174.7	206.3	217.4
Terral TV26R73	210.3	215.3	151.7	207.5	196.2
Terral TVX27BR84	242.2	230.1	204.0	174.6	212.7
Terral TVX28R92	140.6	239.3	167.4	172.4	179.9
Triumph 1802 CbRR	248.6	249.0	184.7	189.7	218.0
GRAND MEAN	201.8	241.9	174.5	199.0	204.3
LSD (5%)	40.5	17.9	23.1	27.3	•
C.V. (%)	14.2	5.3	9.4	9.8	•

¹Keiser Irrigated. = Northeast Research and Extension Center
 Marianna Irrigated. = Lon Mann Cotton Research Station
 Stuttgart Irrigated. = Rice Research and Extension Center
 Rohwer Irrigated. = Southeast Research and Extension Center - Rohwer Division

²Off-station tests were also planted in producers fields near Des Arc and Gin City.
 The tests at Des Arc were accidentally sprayed with glyphosate and were abandoned.
 The tests at Gin City were lost due to lodging from high winds from the remnants of Hurricane Ike on September 13.

³ Planting of tests at this location was delayed until May 19 because of prolonged wet weather.
 High winds from the remnants of Hurricane Ike on September 14 caused significant lodging for some hybrids.

⁴ The tests at this location had significant lodging due to a tornado that passed within approximately 300 yards of the tests on May 10. Additional lodging resulted from 50 mph winds on July 4.

Table 10. Performance of Irrigated Corn Hybrids, Keiser, AR, 2008¹.

Brand/Hybrid	Yield bu./A	2-Year Avg. bu./A	3-Year Avg. bu./A	Grain Moisture %	Stalk ² Lodging	Plants Per Acre	Ear Height Inches
<u>Early- to Mid-Season Hybrids</u>							
MorCorn MC4507	236.6	•	•	19.7	2	30510	46
MorCorn MC4603	236.2	•	•	18.9	3	31303	48
Pioneer 33R81(YGCB/RR2)	235.3	246.9	•	19.9	2	31612	49
Dyna-Gro 57V44	222.7	•	•	19.0	2	33067	46
Dyna-Gro 57P12	220.6	225.8	225.8	20.0	7	33791	44
Terral TV24R83	219.7	•	•	20.6	0	30069	48
Dyna-Gro 57V21	218.9	•	•	19.2	1	32361	42
A6633VT3	218.5	220.5	•	19.7	1	30774	37
Pioneer 33N58(HX1/LL/RR2)	214.8	216.4	•	18.9	1	33567	48
DEKALB DKC66-23(YGCB/RR2)	214.0	214.8	207.6	19.4	5	34654	45
A6479VT3	211.9	212.4	•	18.9	1	32239	54
Dyna-Gro 57P69	210.1	215.0	210.2	18.4	1	33331	42
DEKALB DKC61-69(VT3)	209.9	•	•	18.1	1	35179	44
DEKALB RX715VT3	209.4	•	•	19.3	5	32714	47
Belle 1545RY	209.3	222.0	223.5	19.2	10	30951	37
Mycogen Seeds 2K718	209.3	•	•	19.6	1	33331	49
Croplan 7505	208.7	213.1	•	20.2	0	36153	47
NK NX7976CB/LL	208.6	•	•	20.1	3	31303	39
DEKALB DKC64-79(VT3)	207.5	•	•	19.5	1	35061	39
Terral TV26BR61	205.5	202.2	214.8	20.3	5	32009	48
Croplan 6986	204.6	•	•	19.0	7	38358	44
NC+ 5393VT3	204.3	•	•	20.2	2	30510	39
DEKALB DKC62-99(YGCB/RR2)	204.2	•	•	19.2	0	33420	42
NC+ 5453VT3	203.8	•	•	19.7	1	31480	44
A6489VT3	201.8	•	•	19.5	2	32362	45
Garst 82R45-GT	201.7	•	•	19.7	2	28202	47
Golden Arces 2821RLH	201.3	201.0	•	19.6	7	38534	40
Terral TVX22TR86	200.6	•	•	18.9	0	31832	44
Croplan 6631	200.4	•	•	19.0	5	32891	43
Fielder's Choice NG6834	198.8	•	•	19.2	1	32185	44
Terral TV26TR41	198.6	•	•	19.6	11	31303	50
Croplan 6818	198.1	205.6	•	19.6	6	41370	43
Belle 1646RY	197.6	216.3	•	19.8	9	29805	46
Dyna-Gro 58V24	196.5	•	•	19.9	17	32361	47
Fielder's Choice NG 6793	195.0	•	•	19.1	0	32891	46
MorCorn MC4483	194.7	•	•	20.5	7	30906	46
USG 80B00	194.3	•	•	19.3	0	29452	53
Dyna-Gro 57V05	193.2	•	•	19.4	13	33949	44
Terral TV25BR23	192.0	213.3	212.6	19.2	5	34301	44
Croplan 6831	189.7	•	•	19.6	2	34026	40
Mycogen Seeds 2H790	189.4	•	•	19.5	1	33375	48
NK N78N-GT/CB/LL	189.3	•	•	19.8	1	30598	42
Fielder's Choice NG 6820	187.8	•	•	19.2	0	33155	40
MorCorn MC4474	186.4	•	•	19.1	12	31686	45
Dyna-Gro 57K58	185.8	203.0	207.8	20.3	10	34037	47
Belle 1626R	184.3	•	•	19.4	16	30862	38

Table 10. Performance of Irrigated Corn Hybrids, Keiser, AR, 2008¹, continued.

Brand/Hybrid	Yield bu./A	2-Year Avg. bu./A	3-Year Avg. bu./A	Grain Moisture %	Stalk ² Lodging	Plants Per Acre	Ear Height Inches
<u>Early- to Mid-Season Hybrids, continued</u>							
Pioneer 34F96(HX1/LL/RR2)	184.1	•	•	19.9	0	32273	43
Belle 1533Y	183.2	194.4	199.9	20.3	10	30686	41
Belle 1147RY	182.8	215.9	•	19.0	0	29099	44
DEKALB DKC63-42(VT3)	182.2	•	•	18.3	0	35609	42
Terral TV25R31	181.4	180.4	188.5	19.2	2	31847	43
Stine 9806VT3	180.8	•	•	20.4	5	32891	45
Dyna-Gro 57F87	180.3	204.9	211.0	20.5	12	32615	42
Golden Arces 2831RRB	179.7	211.7	216.7	19.1	10	34213	38
NK N68B-GT	178.9	•	•	19.2	0	32009	42
USG 82C00	178.8	•	•	19.7	0	31322	46
Triumph 1608VT3	176.8	•	•	19.8	5	29981	46
NC+ 4252VT3	175.0	•	•	19.1	2	31392	40
Terral TV25BR71	172.2	170.5	185.6	19.8	12	30069	48
Terral TV26BR41	172.2	188.7	197.2	19.6	18	31833	47
Pioneer 33M57(HX1/LL/RR2)	171.1	187.2	•	19.9	0	33963	43
Dyna-Gro 57K33	161.6	187.6	194.7	19.7	19	33243	45
Fielder's Choice NG 6811	157.6	•	•	19.2	1	31922	46
Dyna-Gro 58P59	157.4	196.2	205.8	19.4	18	33155	50
NC+ 6361RB	155.8	•	•	19.2	29	31921	48
Stine 9803VT3	140.6	•	•	19.3	26	34904	43
Mycogen Seeds 2T826	136.1	•	•	20.3	28	32979	44
GRAND MEAN	194.2	•	•	19.5	6	32623	44
LSD (5%)	37.8	•	•	1.4	•	•	•
C. V. (%)	13.9	•	•	5.1	•	•	•

Mid- to Full-Season Hybrids

Triumph 1802 CbRR	248.6	•	•	19.9	2	31480	49
Golden Arces 2989RRB	244.0	262.9	•	20.5	1	31127	49
Terral TVX27BR84	242.2	256.1	•	20.3	2	32626	42
Dyna-Gro 58K81	235.7	•	•	20.4	2	32802	47
DEKALB DKC69-71	234.8	239.1	237.2	21.4	4	35007	50
BH 9078RR/PL	233.1	•	•	19.4	1	28087	46
Belle 1844RY	222.5	258.9	•	20.5	1	29364	48
Pioneer 32B29	220.2	236.8	231.3	20.2	4	31292	54
MorCorn MC4803	212.8	•	•	20.2	5	31039	49
DEKALB DKC67-87	211.7	•	•	19.5	9	35113	42
Dyna-Gro 58P60	211.0	223.4	218.0	20.3	13	33243	50
DEKALB DKC67-23	210.7	216.2	214.1	19.6	6	34742	54
Terral TV26R73	210.3	•	•	19.8	1	30245	51
Pioneer 31P40	206.8	•	•	19.9	2	31920	44
Pioneer 31P42	206.8	•	•	20.8	6	33761	54
Croplan 8950	205.5	•	•	19.8	2	34566	51
Pioneer 31D61	202.6	212.5	•	20.3	0	33191	47

Table 10. Performance of Irrigated Corn Hybrids, Keiser, AR, 2008¹, continued.

Brand/Hybrid	Yield bu./A	2-Year Avg. bu./A	3-Year Avg. bu./A	Grain Moisture %	Stalk ² Lodging	Plants Per Acre	Ear Height Inches
<u>Mid- to Full-Season Hybrids, continued</u>							
DEKALB DKC69-40	193.4	•	•	20.2	0	35183	49
Fielder's Choice NG 6891	188.9	•	•	19.5	14	31586	45
Belle 1722R	188.5	223.5	•	19.8	0	30251	48
Dyna-Gro 58P45	187.3	189.8	194.7	20.9	3	30157	45
Dyna-Gro 58K40	179.8	198.2	194.9	19.9	3	32274	47
BH 8914VT3	179.2	•	•	20.1	1	31663	45
Golden Arces 2841RRB	177.0	211.6	211.0	19.8	17	34478	47
Dyna-Gro 58P27	176.5	•	•	20.2	16	31528	49
Golden Arces 27Z07	157.4	•	•	19.3	35	34830	51
Terral TVX28R92	140.6	•	•	19.9	40	33067	48
BH XP 7005RR/HX	130.7	•	•	21.1	34	30510	48
GRAND MEAN	201.8	•	•	20.1	8	32264	48
LSD (5%)	40.5	•	•	1.0	•	•	•
C. V. (%)	14.2	•	•	3.5	•	•	•

¹Planting of tests at this location was delayed until May 19 because of prolonged wet weather.

High winds from the remnants of Hurricane Ike on September 14 caused significant lodging for some hybrids.

²Average number of plants for all four replications.

Soil Series	Sharkey clay
Previous Crop	Soybean
Row Width	38"
Herbicide Application(s)	Dual II Magnum + Atrazine 4L + Roundup, 5/21; Buctril 2EC + Atrazine 4L, 6/20
Preplant Fertilizer	100-50-50, 5/19
Planting Date	5/19
Irrigation Dates	6/11, 6/25, 7/1, 7/9, 7/18, 7/25, 7/31, 8/7, 8/18
Sidedress Fertilizer	115-0-0, 6/9; 115-0-0, 6/16
Insecticide Application(s)	Intrepid, 7/10
Harvest Date	9/26

		Precipitation (inches)						
		April	May	June	July	August	September	Total
2008	Average	8.0	5.6	0.7	1.8	4.1	5.2	25.4
	Departure	4.9	5.2	4.0	3.7	2.8	3.9	24.5
		3.1	0.4	-3.3	-1.9	1.3	1.3	0.9

Table 11. Performance of Irrigated Corn Hybrids, Marianna, AR, 2008.

Brand/Hybrid	Yield bu./A	2-Year Avg. bu./A	3-Year Avg. bu./A	Grain Moisture %	Plants Per Acre	Ear Height Inches
<u>Early- to Mid-Season Hybrids</u>						
Pioneer 33R81(YGCB/RR2)	270.7	267.9	•	18.0	34848	56
Dyna-Gro 57V05	270.2	•	•	19.6	34290	48
Terral TV24R83	269.0	•	•	17.8	31721	54
Croplan 6818	265.9	258.8	•	19.3	39093	44
Golden Arces 2831RRB	265.6	266.2	265.0	18.3	36524	52
NK N78N-GT/CB/LL	265.4	•	•	20.5	30939	47
NC+ 6361RB	261.5	•	•	18.2	32726	49
Terral TV26TR41	260.5	•	•	19.7	33173	41
Pioneer 33M57(HX1/LL/RR2)	260.4	256.3	•	18.9	34625	48
Terral TV26BR41	260.3	255.0	256.1	20.0	33076	42
DEKALB DKC64-79(VT3)	259.8	•	•	18.7	37082	47
Dyna-Gro 57K58	258.9	255.6	263.3	17.7	31721	53
Dyna-Gro 58V24	258.4	•	•	18.5	31162	50
Mycogen Seeds 2T826	258.1	•	•	19.5	33508	52
Belle 1646RY	258.0	268.5	•	18.2	32949	46
NK NX7976CB/LL	257.9	•	•	17.1	32620	44
Dyna-Gro 58P59	257.5	261.2	266.8	19.1	33620	45
Belle 1533Y	256.4	254.0	262.0	17.7	33173	45
Croplan 6631	256.2	•	•	18.0	33954	44
DEKALB DKC66-23(YGCB/RR2)	255.9	262.4	262.4	19.8	36300	50
Dyna-Gro 57K33	255.9	256.8	259.3	20.9	32949	43
Golden Arces 2821RLH	255.9	262.9	•	18.1	41103	47
MorCorn MC4483	255.2	•	•	18.2	32391	41
Belle 1545RY	254.2	252.4	254.0	19.4	32279	49
A6633VT3	253.5	252.3	•	19.2	31498	40
Dyna-Gro 57V21	253.1	•	•	19.2	34178	50
Dyna-Gro 57F87	251.9	254.4	260.6	17.8	33731	41
Pioneer 33N58(HX1/LL/RR2)	251.8	252.4	•	18.5	34066	57
NC+ 5393VT3	250.2	•	•	18.4	32949	43
Dyna-Gro 57P69	248.2	255.3	253.3	17.0	34066	40
Terral TV25BR23	246.9	245.5	255.5	18.6	34714	41
Dyna-Gro 57P12	246.0	246.7	253.9	19.1	33954	47
USG 82C00	245.9	•	•	17.1	32838	49
MorCorn MC4603	245.2	•	•	18.4	30269	49
Terral TVX22TR86	245.0	•	•	16.6	33173	45
Belle 1147RY	244.1	245.8	•	16.6	30716	47
MorCorn MC4507	244.0	•	•	18.3	32726	44
USG 80B00	243.6	•	•	17.6	31609	46
Belle 1626R	243.4	•	•	18.5	31609	43
Garst 82R45-GT	243.0	•	•	19.2	29375	48
MorCorn MC4474	242.7	•	•	18.2	31051	44
Triumph 1608VT3	240.1	•	•	18.3	30492	43
A6489VT3	238.8	•	•	18.3	33619	46
Stine 9803VT3	238.7	•	•	18.7	36524	49
Terral TV26BR61	238.7	236.9	243.9	19.0	33396	52
Terral TV25BR71	238.6	237.2	243.4	21.2	32503	45

Table 11. Performance of Irrigated Corn Hybrids, Marianna, AR, 2008, continued.

Brand/Hybrid	Yield bu./A	2-Year Avg. bu./A	3-Year Avg. bu./A	Grain Moisture %	Plants Per Acre	Ear Height Inches
<u>Early- to Mid-Season Hybrids, continued</u>						
DEKALB DKC61-69(VT3)	237.9	•	•	15.6	38757	42
Croplan 6831	236.0	•	•	18.9	33396	46
A6479VT3	234.4	235.5	•	18.3	33396	49
Dyna-Gro 57V44	234.3	•	•	17.0	33061	42
Fielder's Choice NG 6834	234.0	•	•	17.5	31386	43
Croplan 7505	232.9	233.5	•	18.0	37305	45
Mycogen Seeds 2K718	232.1	•	•	16.7	36300	52
Terral TV25R31	231.6	237.7	244.5	19.8	33284	45
Stine 9806VT3	230.1	•	•	19.2	33843	38
Croplan 6986	229.8	•	•	18.9	38087	49
NK N68B-GT	228.2	•	•	16.4	33061	38
NC+ 4252VT3	228.1	•	•	15.9	32726	41
Fielder's Choice NG 6793	227.1	•	•	16.8	32726	46
DEKALB RX715VT3	225.7	•	•	16.7	33396	43
DEKALB DKC62-99(YGCB/RR2)	224.7	•	•	16.6	34625	40
NC+ 5453VT3	220.4	•	•	18.0	31944	48
Fielder's Choice NG 6820	220.1	•	•	17.5	36077	46
Mycogen Seeds 2H790	219.9	•	•	18.3	33619	43
Pioneer 34F96(HX1/LL/RR2)	207.9	•	•	17.6	34625	52
DEKALB DKC63-42(VT3)	195.2	•	•	17.4	33843	41
Fielder's Choice NG 6811	190.6	•	•	17.4	32391	45
GRAND MEAN	244.2	•	•	18.3	33623	46
LSD (5%)	19.3	•	•	1.8	•	•
C. V. (%)	5.7	•	•	7.1	•	•

Mid- to Full-Season Hybrids

Pioneer 32B29	268.5	265.2	268.0	19.9	32763	49
Pioneer 31D61	266.4	257.9	•	18.9	32838	42
DEKALB DKC69-71	266.2	256.1	253.5	21.1	38310	48
Pioneer 31P42	265.2	•	•	20.0	35183	40
DEKALB DKC67-87	260.8	•	•	19.2	34066	46
Fielder's Choice NG 6891	259.7	•	•	19.8	33731	46
Croplan 8950	258.5	•	•	20.8	35407	52
Golden Arces 2841RRB	258.5	261.7	260.7	18.4	32949	43
Golden Arces 27Z07	256.2	•	•	18.9	32502	41
BH 8895VT3	253.5	•	•	18.6	29152	43
Dyna-Gro 58P60	250.0	240.3	244.8	19.9	33843	42
Pioneer 31P40	249.8	•	•	19.1	32726	44
Triumph 1802 CbRR	249.0	•	•	19.9	32949	45
DEKALB DKC67-23	248.3	257.0	253.7	18.9	34066	49

Table 11. Performance of Irrigated Corn Hybrids, Marianna, AR, 2008, continued.

Brand/Hybrid	Yield bu./A	2-Year Avg. bu./A	3-Year Avg. bu./A	Grain Moisture %	Plants Per Acre	Ear Height Inches
<u>Mid- to Full-Season Hybrids, continued</u>						
Dyna-Gro 58K40	242.2	237.0	234.6	19.8	32391	50
Dyna-Gro 58P27	242.2	•	•	20.8	31051	40
Terral TVX28R92	239.3	•	•	19.8	28481	46
Golden Arces 2989RRB	239.1	236.8	•	20.0	29822	42
MorCorn MC4803	237.2	•	•	18.6	31051	44
Dyna-Gro 58P45	231.4	238.6	238.9	19.7	32391	50
Terral TVX27BR84	230.1	238.0	•	19.9	30046	52
BH XP 7005RR/HX	228.9	•	•	21.0	30269	46
DEKALB DKC69-40	227.3	•	•	19.7	33843	37
Belle 1844RY	219.0	234.0	•	20.0	28370	48
BH 8914VT3	217.9	•	•	18.1	29599	45
Dyna-Gro 58K81	216.7	•	•	19.3	32726	46
Terral TV26R73	215.3	•	•	18.5	33173	49
BH 9078RR/PL	213.2	•	•	20.0	28593	51
Belle 1722R	205.7	224.8	•	19.0	32056	49
GRAND MEAN	241.9	•	•	19.6	32219	46
LSD (5%)	17.9	•	•	1.2	•	•
C. V. (%)	5.3	•	•	4.4	•	•

Soil Series Calloway silt loam
 Previous Crop Soybean
 Row Width 30"
 Herbicide Application(s) Dual II Magnum + Roundup, 4/17; Atrazine + Callisto, 5/22
 Preplant Fertilizer 87-46-90 + sulfur + zinc, 3/25
 Planting Date 4/16
 Irrigation Dates 6/6, 6/12, 6/19, 6/27, 7/2, 7/10, 7/16, 7/22, 7/31, 8/4
 Sidedress Fertilizer 150-0-0 + Agrotain, 5/19
 Insecticide Application(s) Intrepid, 7/3, 7/16
 Harvest Date 9/12

	Precipitation (inches)						
	April	May	June	July	August	September	Total
2008	11.0	3.9	1.5	2.1	6.0	2.6	18.5
Average	5.4	5.2	3.4	4.0	2.8	4.0	24.8
Departure	5.6	-1.3	-1.9	-1.9	3.2	- 1.4	- 6.3

Table 12. Performance of Irrigated Corn Hybrids, Stuttgart, AR, 2008¹.

Brand/Hybrid	Yield bu./A	2-Year Avg. bu./A	3-Year Avg. bu./A	Grain Moisture %	Root ² Lodging	Plants Per Acre	Ear Height Inches
<u>Early- to Mid-Season Hybrids</u>							
Dyna-Gro 57V21	214.4	•	•	17.4	11	36264	36
MorCorn MC4603	212.5	•	•	17.1	7	31690	46
Golden Arces 2831RRB	211.6	224.7	234.6	17.1	22	40947	39
Pioneer 33M57(HX1/LL/RR2)	208.8	216.6	•	18.1	12	36264	45
Croplan 6818	208.0	205.1	•	16.8	19	37244	37
Croplan 6986	206.1	•	•	17.0	8	40838	40
Terral TV24R83	204.9	•	•	17.4	15	31146	48
A6489VT3	204.7	•	•	16.5	5	35066	35
Fielder's Choice NG 6834	204.6	•	•	17.4	5	35891	41
DEKALB RX715VT3	204.4	•	•	16.2	6	34630	40
DEKALB DKC66-23(YGCB/RR2)	202.6	202.2	213.8	17.0	13	36591	33
A6633VT3	202.0	205.9	•	17.2	6	33868	31
NC+ 5453VT3	201.8	•	•	16.9	18	26898	40
DEKALB DKC61-69(VT3)	201.1	•	•	16.1	2	35502	38
MorCorn MC4507	198.3	•	•	16.1	14	31363	47
Terral TV25R31	197.1	201.8	214.4	18.3	12	31363	40
A6479VT3	196.9	208.9	•	16.7	6	36046	41
Terral TV26TR41	194.9	•	•	17.9	20	31799	43
Pioneer 33N58(HX1/LL/RR2)	194.2	210.8	•	18.1	4	31581	44
NC+ 4252VT3	193.2	•	•	16.1	3	33541	35
DEKALB DKC64-79(VT3)	191.9	•	•	17.0	8	38224	37
Pioneer 33R81(YGCB/RR2)	191.8	213.3	•	17.6	26	31037	45
Triumph 1608VT3	191.0	•	•	16.8	8	31145	39
Dyna-Gro 57F87	189.5	200.2	215.9	17.5	17	35501	41
Croplan 7505	188.7	188.5	•	16.7	1	33324	38
Dyna-Gro 57V44	188.7	•	•	16.7	10	27987	40
Dyna-Gro 58P59	188.2	193.1	214.1	17.9	24	30274	42
USG 80B00	187.3	•	•	17.0	8	30492	46
Fielder's Choice NG 6793	185.6	•	•	16.4	3	29294	38
Mycogen Seeds 2T826	184.9	•	•	17.5	16	30601	43
Croplan 6631	184.8	•	•	16.2	6	36699	36
Golden Arces 2821RLH	184.1	202.5	•	17.8	27	36264	42
Stine 9806VT3	183.5	•	•	17.3	5	37053	37
Terral TV25BR23	183.1	197.6	210.3	17.9	26	36917	39
Stine 9803VT3	182.6	•	•	17.3	14	35610	37
Mycogen Seeds 2H790	181.5	•	•	17.2	7	32344	40
Fielder's Choice NG 6820	180.2	•	•	16.4	2	32997	42
Pioneer 34F96(HX1/LL/RR2)	179.6	•	•	16.6	9	33323	39
NC+ 5393VT3	178.3	•	•	17.2	4	29839	33
Terral TV26BR61	177.9	201.6	212.8	18.1	30	33713	49
Dyna-Gro 57K33	177.8	195.5	208.0	17.4	17	32235	42
Dyna-Gro 57V05	177.5	•	•	17.8	12	32997	36
Terral TVX22TR86	177.1	•	•	17.2	11	32235	40
Terral TV25BR71	175.8	190.3	197.4	18.0	25	30492	41

Table 12. Performance of Irrigated Corn Hybrids, Stuttgart, AR, 2008¹ continued.

Brand/Hybrid	Yield bu./A	2-Year Avg. bu./A	3-Year Avg. bu./A	Grain Moisture %	Root ² Lodging	Plants Per Acre	Ear Height Inches
<u>Early- to Mid-Season Hybrids, continued</u>							
Dyna-Gro 58V24	171.1	•	•	17.3	19	34848	44
Belle 1147RY	170.8	185.6	•	16.7	13	29067	34
MorCorn MC4474	169.9	•	•	19.0	18	30664	40
Dyna-Gro 57P12	168.9	191.5	208.0	18.1	27	32799	41
DEKALB DKC63-42(VT3)	168.8	•	•	16.9	1	36482	37
NC+ 6361RB	168.8	•	•	17.6	19	29648	45
Croplan 6831	167.5	•	•	18.0	13	33714	40
DEKALB DKC62-99(YGCB/RR2)	167.1	•	•	15.9	1	32888	27
Terral TV26BR41	167.0	188.6	209.4	18.2	23	29403	40
Belle 1533Y	166.5	192.8	206.4	18.0	14	30274	38
Dyna-Gro 57P69	166.4	184.8	197.6	16.6	16	29403	34
Dyna-Gro 57K58	165.8	197.6	214.7	18.5	30	29186	36
Belle 1545RY	165.7	187.0	201.9	18.0	17	28423	37
USG 82C00	165.0	•	•	17.7	2	27116	44
NK NX7976CB/LL	160.5	•	•	17.4	9	28859	42
Mycogen Seeds 2K718	160.2	•	•	17.4	9	32670	39
MorCorn MC4483	158.1	•	•	17.2	30	31690	45
Fielder's Choice NG 6811	156.4	•	•	16.5	3	29512	41
Garst 82R45-GT	156.0	•	•	17.4	9	24711	35
NK N78N-GT/CB/LL	153.9	•	•	19.2	4	27905	40
NK N68B-GT	150.7	•	•	16.5	5	28205	34
Belle 1646RY	148.2	186.4	•	17.4	20	29621	43
Belle 1626R	142.8	•	•	17.4	30	28532	45
GRAND MEAN	182.2	•	•	17.3	13	32459	40
LSD (5%)	23.2	•	•	1.1	•	•	•
C. V. (%)	9.1	•	•	4.5	•	•	•

Mid- to Full-Season Hybrids

Pioneer 31D61	208.9	222.1	•	18.3	3	32017	43
Terral TVX27BR84	204.0	212.4	•	17.4	10	30710	53
Pioneer 31P40	203.2	•	•	18.2	4	32888	39
Pioneer 31P42	201.0	•	•	18.1	8	32997	46
MorCorn MC4803	192.3	•	•	17.7	3	30928	42
DEKALB DKC67-23	190.2	204.1	216.4	17.4	33	36046	42
DEKALB DKC69-71	189.8	199.7	216.6	18.8	17	36373	44
DEKALB DKC67-87	188.1	•	•	18.0	29	34739	47
Triumph 1802 CbRR	184.7	•	•	17.7	16	31036	49
Dyna-Gro 58P45	180.5	191.9	208.3	18.0	11	31007	48
Croplan 8950	177.9	•	•	17.9	4	33432	45
Dyna-Gro 58K40	177.5	187.2	198.2	18.1	5	30383	46
Dyna-Gro 58P60	176.7	185.6	198.9	18.4	29	34304	50
Golden Arces 2989RRB	175.7	194.1	•	18.0	8	30601	50

Table 12. Performance of Irrigated Corn Hybrids, Stuttgart, AR, 2008¹.

Brand/Hybrid	Yield bu./A	2-Year Avg. bu./A	3-Year Avg. bu./A	Grain Moisture %	Root ² Lodging	Plants Per Acre	Ear Height Inches
<u>Mid- to Full-Season Hybrids, continued</u>							
Pioneer 32B29	174.7	191.4	206.5	17.0	17	35066	43
Belle 1844RY	174.2	196.1	•	19.2	18	28750	47
Dyna-Gro 58P27	171.7	•	•	18.7	27	33215	40
Dyna-Gro 58K81	170.1	•	•	18.3	12	35284	48
Belle 1722R	169.7	192.6	•	18.1	5	29843	47
DEKALB DKC69-40	168.3	•	•	18.2	3	33106	38
Terral TVX28R92	167.4	•	•	17.9	1	33503	40
BH 9078RR/PL	164.9	•	•	18.4	11	29076	43
BH 8914VT3	163.2	•	•	17.2	13	31037	43
Golden Arces 27Z07	153.0	•	•	18.2	34	30890	45
BH 8895VT3	152.2	•	•	17.8	24	27552	51
Terral TV26R73	151.7	•	•	18.6	5	29185	42
BH XP 7005RR/HX	150.4	•	•	19.0	7	30056	47
Fielder's Choice NG 6891	141.3	•	•	18.0	30	29843	42
Golden Arces 2841RRB	137.1	178.8	195.5	17.5	41	32997	38
GRAND MEAN	174.5	•	•	18.1	15	31961	45
LSD (5%)	23.1	•	•	1.1	•	•	•
C. V. (%)	9.4	•	•	4.1	•	•	•

¹ The tests at this location had significant lodging due to a tornado that passed within approximately 300 yards of the tests on May 10. Additional lodging resulted from 50 mph winds on July 4.

² Average number of plants for all four replications.

Soil Series Crowley silt Loam
 Previous Crop Soybean
 Row Width 30"
 Herbicide Application(s) Bicep II Magnum, 4/21
 Preplant Fertilizer 121-138-120 + zinc sulfate, 3/25
 Planting Date 4/16
 Irrigation Dates 5/29, 6/5, 6/11, 6/16, 6/23, 6/30, 7/15, 7/28
 Sidedress Fertilizer 69-0-0 + Agrotain, 5/29, 6/16
 Insecticide Application(s) Intrepid 7/4; Intrepid + Mustang Max 7/19
 Harvest Date 9/11

		Precipitation (inches)						
		April	May	June	July	August	September	Total
2008	Average	9.8	3.7	1.7	3.0	6.7	7.2	7.2
	Departure	4.2	-1.0	-1.9	-0.4	3.9	3.1	3.1

Table 13. Performance of Irrigated Corn Hybrids, Rohwer, AR, 2008.

Brand/Hybrid	Yield bu./A	2-Year Avg. bu./A	3-Year Avg. bu./A	Grain Moisture %	Plants Per Acre	Ear Height Inches
<u>Early- to Mid-Season Hybrids</u>						
Dyna-Gro 57V21	241.1	•	•	17.3	33702	40
A6489VT3	238.6	•	•	17.2	30377	43
DEKALB DKC64-79(VT3)	237.1	•	•	17.6	31982	39
DEKALB DKC61-69(VT3)	236.3	•	•	16.8	32441	43
Fielder's Choice NG 6834	226.3	•	•	17.2	31753	42
Dyna-Gro 58V24	225.6	•	•	17.0	30607	44
Mycogen Seeds 2T826	225.3	•	•	17.9	28199	42
Croplan 6831	225.0	•	•	16.8	30721	41
Mycogen Seeds 2H790	224.8	•	•	17.4	29919	42
Dyna-Gro 57K58	224.7	199.8	213.1	17.3	29804	40
Golden Arces 2831RRB	224.5	189.4	205.2	16.9	32326	42
Terral TV26BR61	224.2	190.1	205.2	17.8	30033	43
Dyna-Gro 57V44	222.8	•	•	16.7	31065	42
Terral TV24R83	222.8	•	•	17.1	23844	50
USG 82C00	222.2	•	•	17.6	28200	45
Terral TVX22TR86	221.7	•	•	16.5	30951	39
Terral TV26BR41	221.3	197.0	204.5	17.8	30033	41
Dyna-Gro 58P59	220.6	191.9	204.8	17.3	27970	42
NC+ 5393VT3	218.9	•	•	17.2	28887	39
Croplan 6986	217.0	•	•	17.4	35306	44
Terral TV25R31	217.0	187.6	197.4	18.2	27970	45
Pioneer 33M57(HX1/LL/RR2)	216.7	189.1	•	17.2	29002	40
Terral TV26TR41	215.2	•	•	17.9	30034	42
Terral TV25BR23	215.0	180.2	196.9	17.7	32211	40
Triumph 1608VT3	214.9	•	•	17.1	28543	41
Belle 1533Y	214.2	199.4	209.4	17.9	29689	35
Croplan 6631	212.9	•	•	17.6	31180	40
Dyna-Gro 57V05	212.7	•	•	17.8	29804	41
Golden Arces 2821RLH	211.8	195.5	•	17.1	30836	43
DEKALB RX715VT3	211.3	•	•	16.9	28429	40
Dyna-Gro 57F87	210.6	185.1	197.4	18.0	28085	42
MorCorn MC4483	209.6	•	•	17.0	28658	43
Pioneer 33R81(YGCB/RR2)	209.4	175.3	•	17.7	27856	48
MorCorn MC4507	209.2	•	•	16.8	29002	42
DEKALB DKC62-99(YGCB/RR2)	208.9	•	•	17.4	29002	34
Belle 1646RY	207.2	188.6	•	16.9	25907	43
DEKALB DKC66-23(YGCB/RR2)	207.2	181.7	194.9	17.6	30148	42
NK NX7976CB/LL	206.8	•	•	17.5	29460	39
A6479VT3	206.7	185.1	•	17.0	29231	44
Croplan 6818	206.3	188.1	•	17.3	30263	41
Fielder's Choice NG 6793	206.2	•	•	16.7	31753	41
NC+ 6361RB	204.8	•	•	17.0	29116	44
USG 80B00	204.7	•	•	17.2	26250	44
Belle 1545RY	203.6	184.6	194.0	17.4	25792	42
Dyna-Gro 57K33	201.9	183.5	187.8	17.8	26136	41

Table 13. Performance of Irrigated Corn Hybrids, Rohwer, AR, 2008, continued.

Brand/Hybrid	Yield bu./A	2-Year Avg. bu./A	3-Year Avg. bu./A	Grain Moisture %	Plants Per Acre	Ear Height Inches
<u>Early- to Mid-Season Hybrids, continued</u>						
A6633VT3	199.9	189.2	•	17.6	26709	39
MorCorn MC4474	199.8	•	•	17.0	27741	41
NC+ 4252VT3	199.5	•	•	16.0	27397	40
Stine 9806VT3	196.7	•	•	17.3	29575	37
Dyna-Gro 57P12	196.3	175.9	192.6	17.6	27626	41
Dyna-Gro 57P69	195.9	192.8	199.4	16.8	27626	34
Belle 1626R	194.5	•	•	17.6	26824	39
Terral TV25BR71	193.2	185.8	199.7	17.7	26022	39
Belle 1147RY	193.0	177.9	•	16.4	27282	41
DEKALB DKC63-42(VT3)	192.5	•	•	16.7	30492	42
Pioneer 33N58(HX1/LL/RR2)	191.5	167.2	•	17.0	29346	44
NK N78N-GT/CB/LL	189.4	•	•	17.1	27397	42
Stine 9803VT3	179.7	•	•	16.9	27512	41
Pioneer 34F96(HX1/LL/RR2)	179.0	•	•	17.0	24646	38
NC+ 5453VT3	177.5	•	•	16.8	26824	40
Croplan 7505	175.6	183.0	•	16.9	29116	40
Mycogen Seeds 2K718	169.7	•	•	17.6	25678	43
NK N68B-GT	169.5	•	•	16.5	26480	36
Garst 82R45-GT	168.8	•	•	17.7	22239	43
Fielder's Choice NG 6811	167.8	•	•	17.3	28887	43
Fielder's Choice NG 6820	164.8	•	•	16.4	28887	40
MorCorn MC4603	160.9	•	•	17.0	26021	40
GRAND MEAN	206.3	•	•	17.2	28848	41
LSD (5%)	35.6	•	•	0.9	•	•
C. V. (%)	10.7	•	•	3.2	•	•

Mid- to Full-Season Hybrids

Pioneer 31P42	233.0	•	•	17.2	28371	44
Pioneer 31D61	228.4	209.3	•	17.4	29403	41
Dyna-Gro 58P60	227.7	191.3	196.6	17.3	30779	46
DEKALB DKC69-71	221.0	180.0	181.4	17.9	29747	45
Fielder's Choice NG 6891	220.4	•	•	17.6	29231	42
Golden Arces 2989RRB	215.7	186.7	•	18.1	26652	45
DEKALB DKC67-23	213.5	184.7	196.1	17.3	28199	44
Dyna-Gro 58K40	212.6	192.5	199.7	17.0	28200	49
Golden Arces 2841RRB	211.5	204.0	213.4	17.4	28801	46
Terral TV26R73	207.5	•	•	17.8	28457	48
Pioneer 32B29	206.3	179.1	198.5	16.5	28286	46
Belle 1722R	206.0	171.0	•	17.9	27340	48
Belle 1844RY	205.9	179.4	•	17.4	27340	40
Dyna-Gro 58P45	200.1	180.5	193.4	17.4	26050	49
Pioneer 31P40	196.9	•	•	16.8	30005	45

Table 13. Performance of Irrigated Corn Hybrids, Rohwer, AR, 2008, continued.

Brand/Hybrid	Yield bu./A	2-Year Avg. bu./A	3-Year Avg. bu./A	Grain Moisture %	Plants Per Acre	Ear Height Inches
<u>Mid- to Full-Season Hybrids, continued</u>						
Golden Arces 27Z07	195.2	•	•	17.5	29575	45
BH 8895VT3	194.7	•	•	17.2	24073	43
DEKALB DKC67-87	194.7	•	•	17.3	27598	49
MorCorn MC4803	190.8	•	•	17.0	29575	42
DEKALB DKC69-40	190.4	•	•	17.3	28200	43
Triumph 1802 CbRR	189.7	•	•	17.8	26566	49
Dyna-Gro 58K81	188.8	•	•	17.7	29661	44
Croplan 8950	185.8	•	•	17.5	30005	44
BH XP 7005RR/HX	183.6	•	•	18.3	26824	48
BH 9078RR/PL	180.6	•	•	17.7	26308	47
Terral TVX27BR84	174.6	175.1	•	17.8	25792	47
Terral TVX28R92	172.4	•	•	17.4	24847	43
BH 8914VT3	165.3	•	•	16.2	25104	43
Dyna-Gro 58P27	157.4	•	•	17.3	27082	42
GRAND MEAN	199.0	•	•	17.4	27864	45
LSD (5%)	27.3	•	•	0.5	•	•
C. V. (%)	9.8	•	•	2.1	•	•

Soil Series Sharkey Desha silt loam
 Previous Crop Corn
 Row Width 38"
 Preplant Herbicide Atrazine 4L + Dual, 3/28
 Preplant Fertilizer 122-26-90 + sulfur, 3/24
 Planting Date 3/28
 Irrigation Dates 5/28, 6/5, 6/16, 7/1, 7/14, 7/28
 Sidedress Fertilizer 81-0-0, 5/2, 5/27
 Herbicide Application(s) Atrazine 4L, 5/9
 Insecticide Application(s) Intrepid, 7/2, 7/14
 Harvest Date Early Hybrids, 8/30; Late Hybrids, 9/1

Precipitation (inches)

	April	May	June	July	August	September	Total
2008	7.8	4.2	3.5	1.6	9.2	9.2	35.5
Average	5.0	4.7	3.5	3.9	2.7	3.9	23.7
Departure	2.8	-0.5	0.0	-2.3	6.5	5.3	11.8

Participants and Entries
2008 Grain Sorghum Tests

Company/Institution

FFR Seed

969 Cloverleaf Drive
Southaven, MS 38671

Golden Acres Genetics

P.O. Box 579
Buchanan Dam, TX 78609

Monsanto Co.

982 U.S. Hwy 77
Bishop, TX 78343

NC+ Hybrids

1850 Greene Cr 710
Paragould, AR 72450

Pioneer Hi-Bred International, Inc.

700 Boulevard South, Suite 302
Huntsville, AL 35802

Terral Seed, Inc.

P.O. Box 826
Lake Providence, LA 71254

Triumph Seed

P.O. Box 1050
Ralls, TX 79357

United Agri Products

57 Germantown Ct. Suite 200
Cordova, TN 38018

Hybrid

FFR X93-50
FFR X93-55
FFR X93-57

Golden Acres 3552
Golden Acres 3694

ASGROW A571
DEKALB DKS44-20
DEKALB DKS53-67
DEKALB DKS54-00
DEKALB DKS54-03

NC+ 6B50
NC+ 7B51

Pioneer 84G62
Pioneer 83G66
Pioneer 82G10

Terral TV1050
Terral TV93S72
Terral TV9421
Terral TV94S91
Terral TV96H81
Terral TV96H91

Triumph TR82-G

Dyna-Gro 751B
Dyna-Gro 780B
Dyna-Gro 772B
Dyna-Gro 778B
Dyna-Gro GX07467
Dyna-Gro GX07163
Dyna-Gro GX07664
Dyna-Gro GX08170

Participants and Entries
2008 Corn Test

Company/Institution

AgriGold Hybrids

RR1 Box 203
St. Francisville, IL 62460-9989

Belle Southern Hybrids

P.O. Box 178
Fisher, AR 72429

B-H Genetics

5933 FM1157
Ganado, TX 77962

Cache River Valley Seed, LLC

P.O. Box 10
Hwy. 226E
Cash, AR 72421

Croplan Genetics

4990 NCR 583
Blytheville, AR 72315

Golden Acres Genetics

P.O. Box 579
Buchanan Dam, TX 78609

Fielder's Choice Direct

306 N. Main St.
Monticello, IN 47960

Monsanto

800 N.Lindbergh Blvd.
St. Louis, MO 63167

Hybrid

A6633VT3
A6489VT3
A6479VT3

Belle 1147RY
Belle 1545RY
Belle 1646RY
Belle 1844RY
Belle 1533Y
Belle 1626R
Belle 1722R

BH 9078RR/PL
BH 8895VT3
BH 8914VT3
BH XP 7005RR/HX

MorCorn MC4483
MorCorn MC4507
MorCorn MC4803
MorCorn MC4603
MorCorn MC4474

Croplan 6831
Croplan 6818
Croplan 8950
Croplan 7505
Croplan 6631
Croplan 6986

Golden Acres 2821RLH
Golden Acres 2831RRB
Golden Acres 2841RRB
Golden Acres 27Z07
Golden Acres 2989RRB

Fielder's Choice NG 6793
Fielder's Choice NG 6811
Fielder's Choice NG 6820
Fielder's Choice NG 6834
Fielder's Choice NG 6891

DEKALB DKC61-69(VT3)
DEKALB RX715VT3
DEKALB DKC62-99(YGCB/RR2)
DEKALB DKC63-42(VT3)
DEKALB DKC64-79(VT3)
DEKALB DKC66-23(YGCB/RR2)
DEKALB DKC67-23(YGCB/RR2)
DEKALB DKC67-87(YGCB/RR2)
DEKALB DKC69-71(YGCB/RR2)
DEKALB DKC69-40(VT3)

continued on next page...

Mycogen Seeds

8315 Danube Drive
West Paducah, KY 42086

NC+ Hybrids

1850 Greene Cr 710
Paragould, AR 72450

Pioneer Hi-Bred International, Inc.

700 Boulevard South, Suite 302
Huntsville, AL 35802

Stratton Seed Co.

P.O. Box 1088
Stuttgart, AR 72160

Syngenta/NK Seed

7500 Olsen Memorial Hwy
Golden Valley, MN 55427

Terral Seed, Inc.

P.O. Box 826
Lake Providence, LA 71254

Triumph Seed Company, Inc.

P.O. Box 1050
Ralls, TX 79357

UniSouth Genetics, Inc.

2640-C Nolensville Road
Nashville, TN 37211

United Agri Products

57 Germantown Ct. Suite 200
Cordova, TN 38018

Mycogen Seeds 2H790

Mycogen Seeds 2K718

Mycogen Seeds 2T826

NC+ 4252VT3

NC+ 6361RB

NC+ 5453VT3

NC+ 5393RB

Pioneer 34F96(HX1/LL/RR2)

Pioneer 33N58(HX1/LL/RR2)

Pioneer 33R81(YGCB/RR2)

Pioneer 33M57(HX1/LL/RR2)

Pioneer 31D61(YGCB)

Pioneer 32B29(YGCB/RR2)

Pioneer 31P40(RR2)

Pioneer 31P42(HX1/LL/RR2)

Stine 9803VT3

Stine 9806VT3

NK N68B-GT

NK NX7976CB/LL

NK N78N-GT/CB/LL

Garst 82R45-GT

Terral TV25R31

Terral TV25BR23

Terral TV26BR41

Terral TV25BR71

Terral TV26BR61

Terral TV26TR41

Terral TVX27BR84

Terral TVX28R92

Terral TVX22TR86

Terral TV24R83

Terral TV26R73

Triumph 1608VT3

Triumph 1802CbRR

USG 80B00

USG 82C00

Dyna-Gro 57V44

Dyna-Gro 57P69

Dyna-Gro 57V05

Dyna-Gro 57K33

Dyna-Gro 57K58

Dyna-Gro 57F87

Dyna-Gro 57P12

Dyna-Gro 57V21

Dyna-Gro 58P59

Dyna-Gro 58V24

Dyna-Gro 58K40

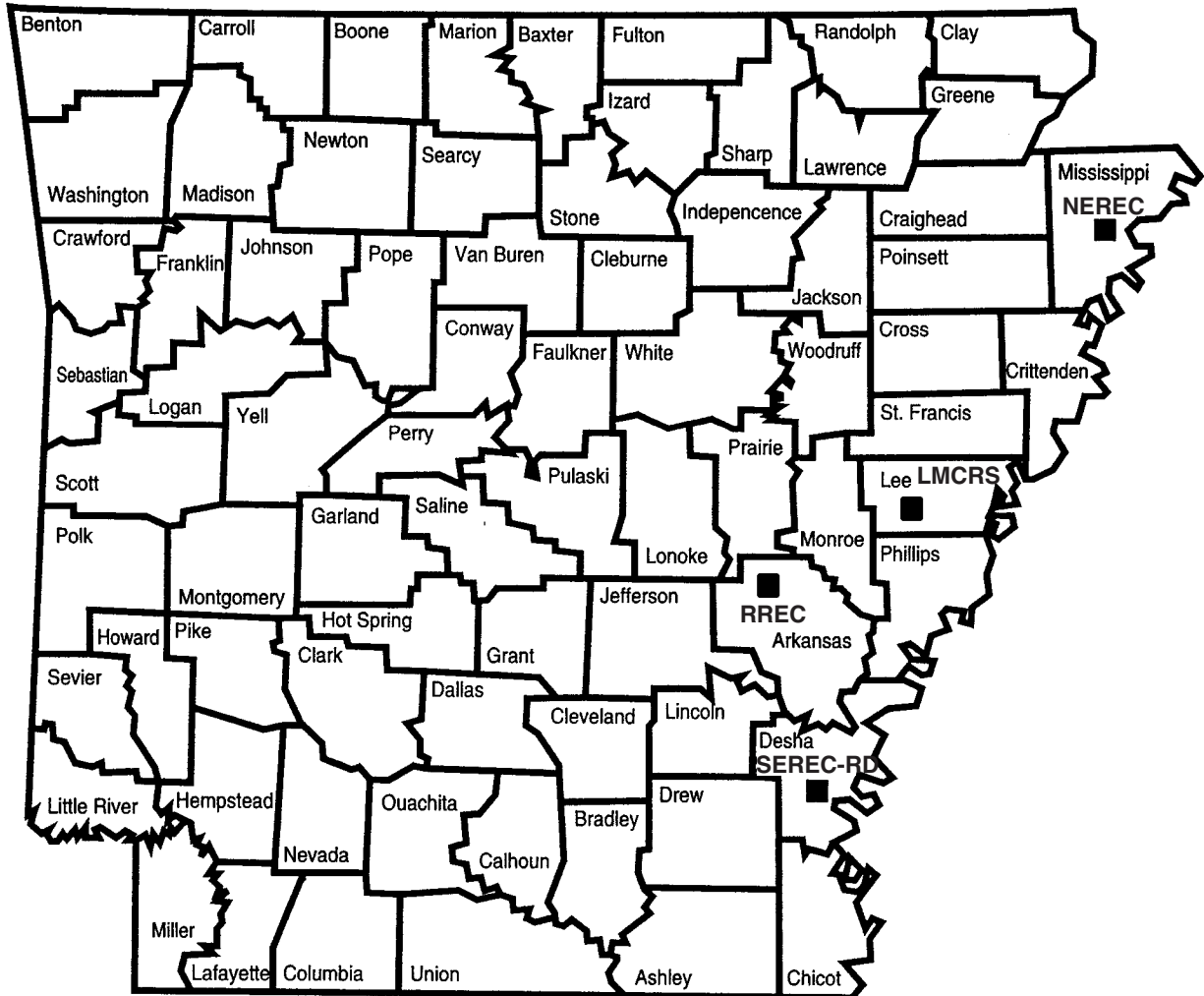
Dyna-Gro 58K81

Dyna-Gro 58P27

Dyna-Gro 58P45

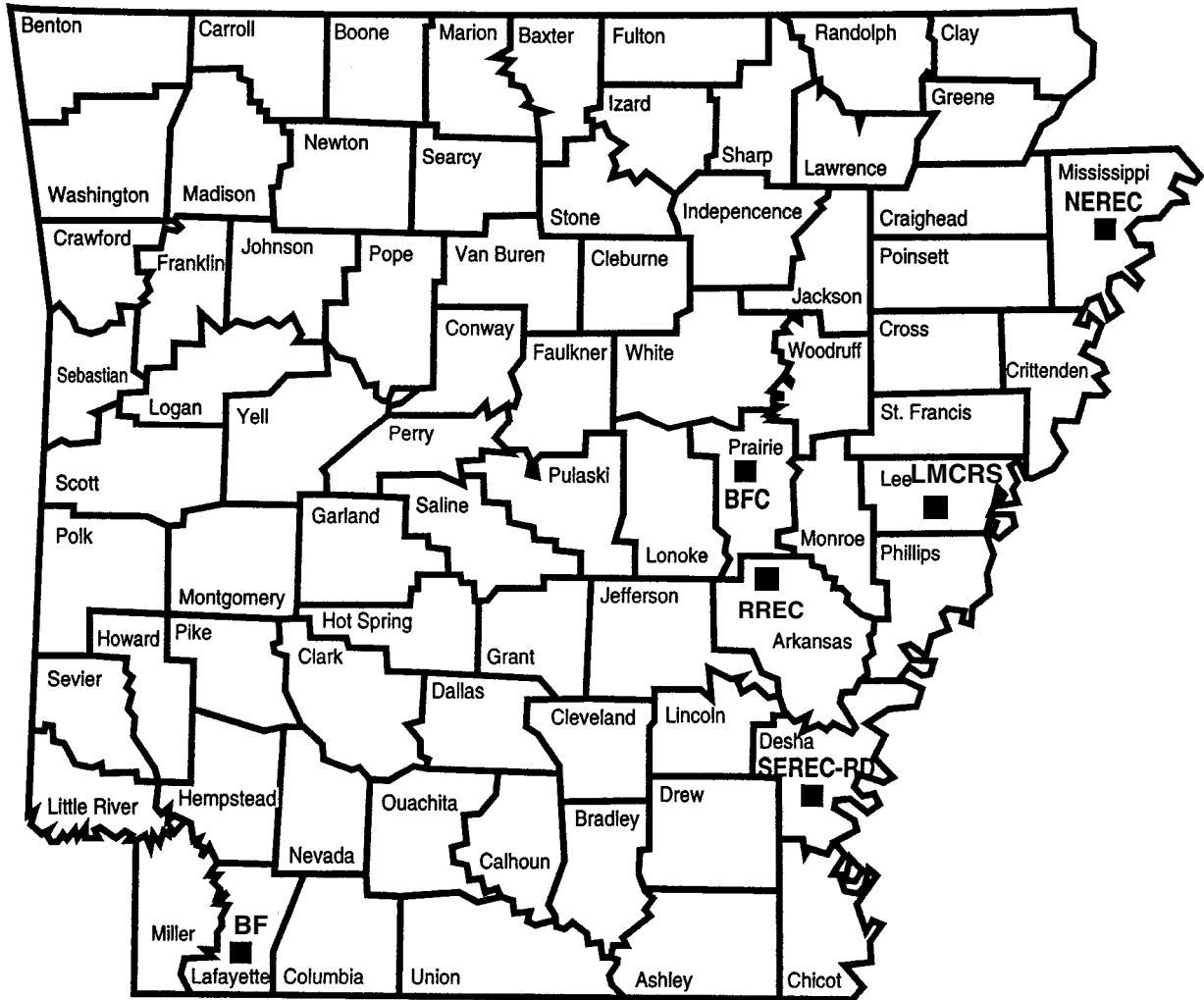
Dyna-Gro 58P60

GRAIN SORGHUM TEST LOCATIONS



NEREC	Northeast Research and Extension Center, Keiser, Arkansas
LMCRS	Lon Mann Cotton Research Station, Marianna, Arkansas
RREC	Rice Research and Extension Center, Stuttgart, Arkansas
SEREC-RD	Southeast Research and Extension Center-Rohwer Division, Rohwer, Arkansas

CORN TEST LOCATIONS



- NEREC** Northeast Research and Extension Center, Keiser, Arkansas
- LMCRS** Lon Mann Cotton Research Station, Marianna, Arkansas
- BFC** Bell Farming Company, Des Arc, Arkansas
- RREC** Rice Research and Extension Center, Stuttgart, Arkansas
- SEREC-RD** Southeast Research and Extension Center-Rohwer Division, Rohwer, Arkansas
- BF** Burton Farm, Lafayette County

UofA

UNIVERSITY OF ARKANSAS

DIVISION OF AGRICULTURE